

## 8 MAINTENANCE AND CLEANING

The following points have to be considered during the inspection:

- 1) All screws for installing the devices or parts of the device have to be tightly connected and must not be corroded.
- 2) There must not be any deformations on the housing, color lenses, fixations and installation spots (ceiling, suspension, trussing).
- 3) Mechanically moved parts must not show any traces of wearing and must not rotate with unbalances.
- 4) The electric power supply cables must not show any damage, material fatigue or sediments.

Further instructions depending on the installation spot and usage have to be adhered by a skilled installer and any safety problems have to be removed.



### CAUTION

Disconnect from mains before starting maintenance operation.



In order to make the lights in good condition and extend the life time, we suggest a regular cleaning to the lights.

- 1) Clean the inside and outside lens each week to avoid the weakness of the lights due to accumulation of dust.
- 2) Clean the fan each week.
- 3) A detailed electric check by approved electrical engineer each three month, make sure that the circuit contacts are in good condition, prevent the poor contact of circuit from overheating.

We recommend a frequent cleaning of the device. Please use a moist, lint- free cloth. Never use alcohol or solvents.

There are no serviceable parts inside the device. Please refer to the instructions under "Installation instructions".

Should you need any spare parts, please order genuine parts from your local dealer.



**ADD** F1-5, Block 3, No.95, Guangzhu Rd, Lanhe Town, Nansha District, Guangzhou 511480

**Tel.** +86 20 8499 2310/2320/2330

**Fax** +86 20 8499 2360

**E-mail** info@color-imagination.com

**Website** www.color-imagination.com

**Follow  
us on**



[www.facebook.com/color.imagination.1](http://www.facebook.com/color.imagination.1)



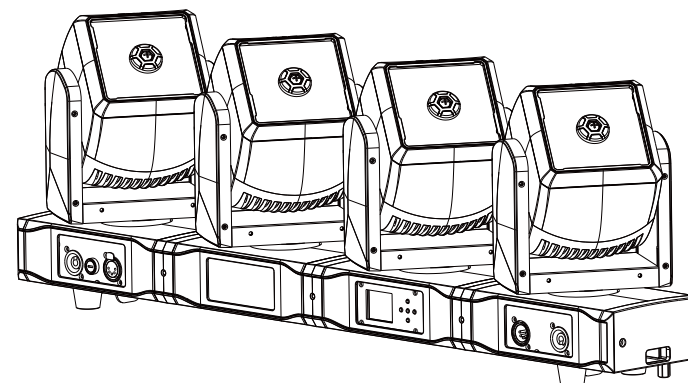
[www.youtube.com/user/colorimaginationj](http://www.youtube.com/user/colorimaginationj)



[https://twitter.com/Color\\_lighting](https://twitter.com/Color_lighting)

**Color**<sup>®</sup>  
IMAGINATION  
the POWER of DREAM

# CM46 CRAZYBAR 46M



CE F IP20 t<sub>a</sub>40°C t<sub>c</sub>100°C

**User Manual**  
KEEP THIS MANUAL FOR FUTURE NEEDS

# 1 SAFETY INSTRUCTIONS



## CAUTION

Becareful with your operations. With a dangerous voltage you can suffer a dangerous electric shock when touching wires!

This device has left the factory in perfect condition. In order to maintain this condition and to ensure a safe operation, it is absolutely necessary for the user to follow the safety instructions and warning notes written in this user manual.



## IMPORTANT

Damages caused by the disregard of this user manual are not subject to warranty. The dealer will not accept liability for any resulting defects or problems.

If the device has been exposed to temperature changes due to environmental changes, do not switch it on immediately. The arising condensation could damage the device. Leave the device switched off until it has reached room temperature.

This device falls under protection-class I. Therefore it is essential that the device be earthed.

The electric connection must carry out by qualified person.

The device shall only be used with rated voltage and frequency.

Make sure that the available voltage is not higher than stated at the end of this manual.

Make sure the power cord is never crimped or damaged by sharp edges. If this would be the case, replacement of the cable must be done by an authorized dealer.

Always disconnect from the mains, when the device is not in use or before cleaning it. Only handle the power cord by the plug. Never pull out the plug by tugging the power cord.

During initial start-up some smoke or smell may arise. This is a normal process and does not necessarily mean that the device is defective, it should decrease gradually.

Please don't project the beam onto combustible substances.

Fixtures cannot be installed on combustible substances, keep more than 50cm distance with wall for smooth air flow, so there should be no shelter for fans and ventilation for heat radiation.

If the external flexible cable or cord of this luminaire is damaged, it shall be exclusively replaced by the manufacturer or his service agent or a similar qualified person in order to avoid a hazard.

59	CONTINUOUS PAN 3 ROTATION	000 - 003	No Function
		004 - 129	Forward rotation from fast to slow
		130 - 255	Backward rotation from slow to fast
60	CONTINUOUS TILT 3 ROTATION	000 - 003	No Function
		004 - 129	Forward rotation from fast to slow
		130 - 255	Backward rotation from slow to fast
61	CONTINUOUS PAN 4 ROTATION	000 - 003	No Function
		004 - 129	Forward rotation from fast to slow
		130 - 255	Backward rotation from slow to fast
62	CONTINUOUS TILT 4 ROTATION	000 - 003	No Function
		004 - 129	Forward rotation from fast to slow
		130 - 255	Backward rotation from slow to fast
63	DIMMER (STRIP LIGHT 1 )	000 - 255	Linear Dimmer 0 – 100%
64	SHUTTER (STRIP LIGHT 1)	000 - 255	Strobe frequency from slow (1 flash/sec) to fast (25 flash/sec)
65	RED (STRIP LIGHT 1)	000 - 255	Linear 0 -100%
66	GREEN (STRIP LIGHT 1)	000 - 255	Linear 0 -100%
67	BLUE (STRIP LIGHT 1)	000 - 255	Linear 0 -100%
68	EFFECT (STRIP LIGHT 1)	000 - 255	Dynamic effect options
69	SPEED (STRIP LIGHT 1)	000 - 255	Speed control of dynamic effect
70	DIMMER (STRIP LIGHT 2 )	000 - 255	Linear Dimmer 0 – 100%
71	SHUTTER (STRIP LIGHT 2)	000 - 255	Strobe frequency from slow (1 flash/sec) to fast (25 flash/sec)
72	RED (STRIP LIGHT 2)	000 - 255	Linear 0 -100%
73	GREEN (STRIP LIGHT 2)	000 - 255	Linear 0 -100%
74	BLUE (STRIP LIGHT 2)	000 - 255	Linear 0 -100%
75	EFFECT (STRIP LIGHT 2)	000 - 255	Dynamic effect options
76	SPEED (STRIP LIGHT 2)	000 - 255	Speed control of dynamic effect
77	DIMMER (STRIP LIGHT 3 )	000 - 255	Linear Dimmer 0 – 100%
78	SHUTTER (STRIP LIGHT 3)	000 - 255	Strobe frequency from slow (1 flash/sec) to fast (25 flash/sec)
79	RED (STRIP LIGHT 3)	000 - 255	Linear 0 -100%
80	GREEN (STRIP LIGHT 3)	000 - 255	Linear 0 -100%
81	BLUE (STRIP LIGHT 3)	000 - 255	Linear 0 -100%
82	EFFECT (STRIP LIGHT 3)	000 - 255	Dynamic effect options
83	SPEED (STRIP LIGHT 3)	000 - 255	Speed control of dynamic effect
84	DIMMER (STRIP LIGHT 4 )	000 - 255	Linear Dimmer 0 – 100%
85	SHUTTER (STRIP LIGHT 4)	000 - 255	Strobe frequency from slow (1 flash/sec) to fast (25 flash/sec)
86	RED (STRIP LIGHT 4)	000 - 255	Linear 0 -100%
87	GREEN (STRIP LIGHT 4)	000 - 255	Linear 0 -100%
88	BLUE (STRIP LIGHT 4)	000 - 255	Linear 0 -100%
89	EFFECT (STRIP LIGHT 4)	000 - 255	Dynamic effect options
90	SPEED (STRIP LIGHT 4)	000 - 255	Speed control of dynamic effect

32	PAN 2	000 - 255	Mirror 2 positioning (Default REVERSE HEADS option OFF)
33	PAN 3	000 - 255	Mirror 3 positioning (Default REVERSE HEADS option OFF)
34	PAN 4	000 - 255	Mirror 4 positioning (Default REVERSE HEADS option OFF)
35	TILT 1	000 - 255	Mirror 1 positioning (Default REVERSE HEADS option OFF)
36	TILT 2	000 - 255	Mirror 2 positioning (Default REVERSE HEADS option OFF)
37	TILT 3	000 - 255	Mirror 3 positioning (Default REVERSE HEADS option OFF)
38	TILT 4	000 - 255	Mirror 4 positioning (Default REVERSE HEADS option OFF)
39	Red 1	000 - 255	Red 1
40	Green 1	000 - 255	Green 1
41	Blue 1	000 - 255	Blue 1
42	White 1	000 - 255	White 1
43	Red 2	000 - 255	Red 2
44	Green 2	000 - 255	Green 2
45	Blue 2	000 - 255	Blue 2
46	White 2	000 - 255	White 2
47	Red 3	000 - 255	Red 3
48	Green 3	000 - 255	Green 3
49	Blue 3	000 - 255	Blue 3
50	White 3	000 - 255	White 3
51	Red 4	000 - 255	Red 4
52	Green 4	000 - 255	Green 4
53	Blue 4	000 - 255	Blue 4
54	White 4	000 - 255	White 4
55	PAN 1 ROTATION	000 - 003	No Function
		004 - 129	Forward rotation from fast to slow
		130 - 255	Backward rotation from slow to fast
56	PAN 2 ROTATION	000 - 003	No Function
		004 - 129	Forward rotation from fast to slow
		130 - 255	Backward rotation from slow to fast
57	PAN 3 ROTATION	000 - 003	No Function
		004 - 129	Forward rotation from fast to slow
		130 - 255	Backward rotation from slow to fast
58	PAN 4 ROTATION	000 - 003	No Function
		004 - 129	Forward rotation from fast to slow
		130 - 255	Backward rotation from slow to fast

## 2 UNPACKING

The CRAZYBAR 46M is a high-performance stage lighting bar fixture that features 4 individual moving MINI heads, each of which is equipped with a powerful 60W 4-IN-1 RGBW LED light source. With its versatile design and advanced features, specially the mirror based optical system, the CRAZYBAR 46M is capable of producing a wide range of dynamic sharp and collimated BEAM lighting effects that are sure to captivate audiences and enhance performances. Also, thanks to the ingenious front neon ring design on each head, the BAR could bring ultra brilliant and magic lighting effect to the lighting designers.

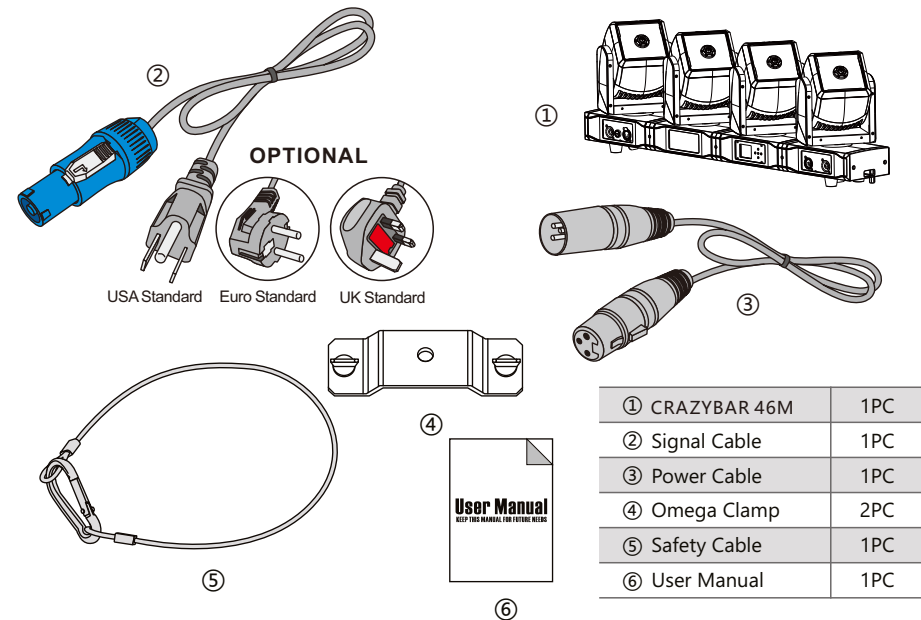
One of the standout features of the CRAZYBAR 46M is with two PAN/TILT modes, mode 1 for its flexible 360° continuous movement and mode 2 for its 540° PAN/240° TILT, which allows each lighting head to be easily adjusted and aimed in any direction. This makes it easy for lighting professionals and performers to create customized lighting setups that are tailored to the unique needs of their events.

The CRAZYBAR 46M also features a range of advanced lighting effects, including strobe, color mixing, and chase effects. These effects can be easily accessed and controlled via the controller, allowing for precise and customizable lighting setups.

In addition to its advanced features, the CRAZYBAR 46M is built to withstand the rigors of live events and touring. Its rugged construction and high-quality components ensure that it will deliver reliable and consistent performance night after night. The users could connect different CRAZYBAR 46M seamlessly and get synchronized movement that produces an impressive wave of light, paralleled to each other due to its 3.5° projection angle.

Overall, the CRAZYBAR 66M is a powerful and versatile lighting fixture that is sure to impress audiences and enhance performances. Its advanced features and flexible design make it a popular choice among lighting professionals and performers alike.

At the meantime, the CRAZYBAR 46M could be mounted horizontally on our CB1 (CRAZYBASE 1, an optional moving base system) to get continuous PAN movement with variable speed that make the CRAZYBAR with most dynamic effect for the users.



### 3 FEATURES & SPECIFICATIONS

4\*60W 4-IN-1 RGBW LEDs  
 (4\*30)\*0.2W 3-IN-1 SMD RGB LEDs  
 Flicker free operation for broadcast TV and FILM  
 Life Span: 50000H  
 4PCS high efficiency lens  
 3.5° Projection angle  
 PAN: 2 modes  
 1. 360° Continuous movement  
 2. 540° (8/16 bit)  
 TILT: 2 modes  
 1. 360° Continuous movement  
 2. 240° (8/16 bit)  
 Fast, quiet, smooth and precise 2-phase motors  
 Smooth, fast and precise resolution for TILT movement with low noise operation  
 Scan position memory, auto reposition after unexpected movement  
 Pixel mapping capability with each LEDs controllable individually  
 Sophisticated 4 colors RGBW mixed  
 Linear CTO 2500-8000K  
 Sharp beam effect  
 Preset static patterns  
 Preset dynamic patterns with variable speed  
 Preset dynamic color macro with variable speed  
 Each head with strip effect with different built-in macros  
 (variable speed control)  
 1-25Hz shutter/strobe effect with variable speed  
 Preset pulse strobe effect with variable speed  
 Random strobe effect with variable speed  
 0-100% Smooth linear LED dimming  
 25/47/69/90 DMX channels USITT DMX-512  
 DMX512, master-slave, sound activated or auto operation  
 DMX recorder and edit function integrated  
 RDM available (Remote Device Management)  
 Shielded input signal protection for stable signal without interference  
 3-Pin XLR connectors IN/OUT  
 1.44" TFT LCD display  
 English/Chinese menu  
 5 Control buttons  
 180° Reversible for LCD display  
 Display auto OFF  
 Electronic supply with active PFC  
 AC100-240V 50/60Hz  
 PowerCON IN/OUT with fuse  
 -25°C to 45°C ambient temperature  
 IP20 protection rating

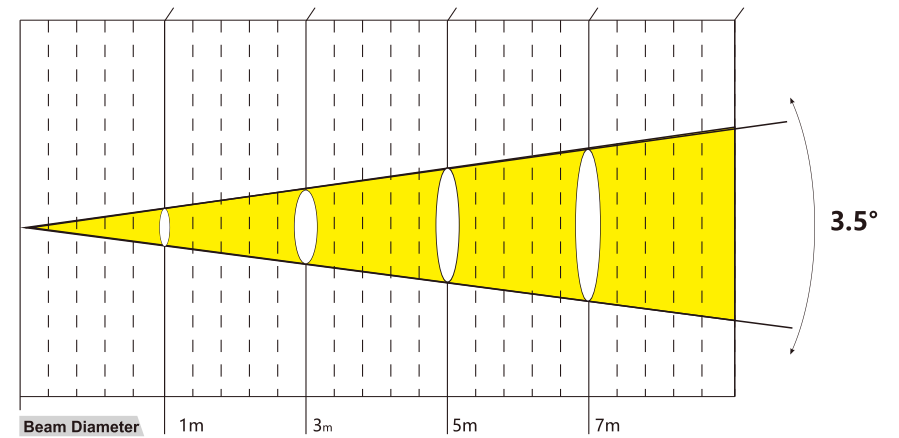
17	RESET	000 - 025	Unused Range
		026 - 127	Tilt Reset
		128 - 255	Complete Reset
18	DUMMY	000 - 255	DUMMY
19	SHAPE RED	000 - 255	Linear 0 – 100%
20	SHAPE GREEN	000 - 255	Linear 0 – 100%
21	SHAPE BLUE	000 - 255	Linear 0 – 100%
22	SHAPE WHITE	000 - 255	Linear 0 – 100%
23	FOREGROUND CTO – TBD	000 - 255	TBD
24	FOREGROUND SHUTTER	000 - 003	Light OFF
		004 - 103	Strobe frequency from slow (1 flash/sec) to fast (25 flash/sec)
		104 - 107	Light ON
		108 - 207	Pulsation frequency from slow (1 flash/sec) to fast (25 flash/sec)
		208 - 212	Light ON
		213 - 225	Random Strobe at slow frequency
		226 - 238	Random Strobe at medium frequency
		239 - 251	Random Strobe at fast frequency
252 - 255	Light ON		
25	FOREGROUND DIMMER	000 - 255	Linear Dimmer 0 – 100%
26	PATTERN MODE	000 - 005	Normal
		006 - 130	Static
		131 - 255	Dynamic
27	PATTERN SELECTION	000 - 007	Effect 1
		...	...
		255	Effect XXX
28	PATTERN SPEED	000 - 255	Indexing
		000 - 124	Speed control fast to slow, forward
		125 - 130	Stop
		131 - 255	Speed control slow to fast, Backward
29	PATTERN FADE	000 - 127	Fade In/Out
		128 - 255	Fade Out
30	PATTERN TRANSITION	000 - 255	Crossfade between layers/pattern (0: instant transition - 255: 3 seconds transition) ONLY ON LAYER MODE
31	PAN 1	000 - 255	Mirror 1 positioning (Default REVERSE HEADS option OFF)

90CH	Function	Dmx Value	Description
1	RED	000 - 255	Linear 0 -100%
2	RED FINE	000 - 255	Linear Fine Red (16 Bit)
3	GREEN	000 - 255	Linear 0 -100%
4	GREEN FINE	000 - 255	Linear Fine Green (16 Bit)
5	BLUE	000 - 255	Linear 0 -100%
6	BLUE FINE	000 - 255	Linear Fine Blue (16 Bit)
7	WHITE	000 - 255	Linear 0 -100%
8	WHITE FINE	000 - 255	Linear Fine White (16 Bit)
9	CTO	000 - 009	CTO Off
		010 - 255	8000K to 2500K
10	MACRO COLOUR	000 - 255	MACRO COLOUR
11	BACKGROUND SHUTTER	000 - 003	Light OFF
		004 - 103	Strobe frequency from slow (1 flash/sec) to fast (25 flash/sec)
		104 - 107	Light ON
		108 - 207	Pulsation at linearly from slow (1 flash/sec) to fast (25 flash/sec)
		208 - 212	Light ON
		213 - 225	Random Strobe at low frequency
		226 - 238	Random Strobe at medium frequency
		239 - 251	Random Strobe at high frequency
		252 - 255	Light ON
12	BACKGROUND DIMMER	000 - 255	Linear Dimmer 0 – 100%
13	MASTER SHUTTER	000 - 003	Light OFF
		004 - 103	Strobe frequency from slow (1 flash/sec) to fast (25 flash/sec)
		104 - 107	Light ON
		108 - 207	Pulsation frequency from slow (1 flash/sec) to fast (25 flash/sec)
		208 - 212	Light ON
		213 - 225	Random Strobe at low frequency
		226 - 238	Random Strobe at medium frequency
		239 - 251	Random Strobe at high frequency
		252 - 255	Light ON
14	MASTER DIMMER	000 - 255	Linear Dimmer 0 – 100%
15	MASTER DIMMER FINE	000 - 255	Fine Dimmer (16 bit)
16	FUNCTION	000 - 255	FUNCTION

## 4 PHOTOMETRIC DATA

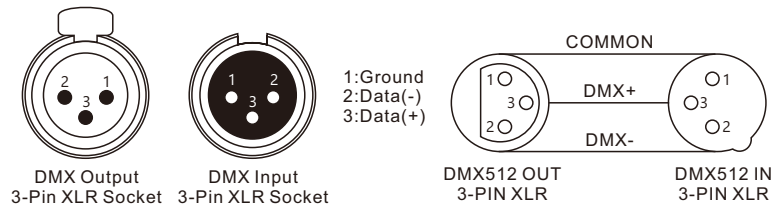
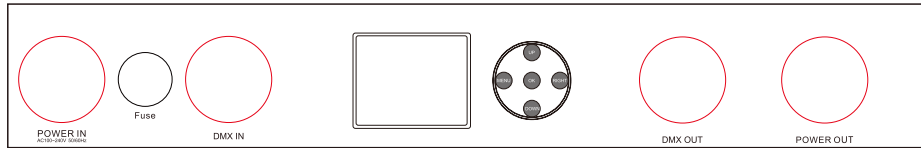
### Photometric Beam Angle Data $3.5^\circ$ Beam Angle $LUX \times 0.0929=FC$

<b>R</b>	1600	206	80	42
<b>G</b>	3860	520	195	102
<b>B</b>	144	20	8	4
<b>W</b>	4673	647	239	124
<b>RGBW</b>	9640	1278	487	256 (LUX)

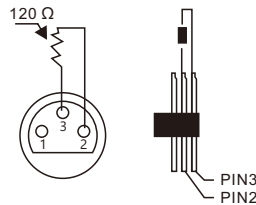


# 5 DMX-512 CONTROL CONNECTIONS

Connect the provided XLR cable to the female 3-pin XLR output of your controller and the other side to the male 3-pin XLR input of the moving head. You can chain multiple Moving head together through serial linking. The cable needed should be two core, screened cable with XLR input and output connectors. Please refer to the diagram below.  
DMX-512 connection with DMX terminator



For installations where the DMX cable has to run a long distance or is in an electrically noisy environment, such as in a discotheque, it is recommended to use a DMX terminator. This helps in preventing corruption of the digital control signal by electrical noise. The DMX terminator is simply an XLR plug with a 120 Ω resistor connected between pins 2 and 3, which is then plugged into the output XLR socket of the last fixture in the chain. Please see illustrations below.



57	PAN 3 ROTATION	000 - 003	No Function
		004 - 129	Forward rotation from fast to slow
		130 - 255	Backward rotation from slow to fast
58	PAN 4 ROTATION	000 - 003	No Function
		004 - 129	Forward rotation from fast to slow
		130 - 255	Backward rotation from slow to fast
59	TILT 1 ROTATION	000 - 003	No Function
		004 - 129	Forward rotation from fast to slow
		130 - 255	Backward rotation from slow to fast
60	TILT 2 ROTATION	000 - 003	No Function
		004 - 129	Forward rotation from fast to slow
		130 - 255	Backward rotation from slow to fast
61	TILT 3 ROTATION	000 - 003	No Function
		004 - 129	Forward rotation from fast to slow
		130 - 255	Backward rotation from slow to fast
62	TILT 4 ROTATION	000 - 003	No Function
		004 - 129	Forward rotation from fast to slow
		130 - 255	Backward rotation from slow to fast
63	STRIP LIGHT DIMMER	000 - 255	Linear Dimmer 0 – 100%
64	SHUTTER (STRIP LIGHT)	000 - 255	Strobe frequency from slow (1 flash/sec) to fast (25 flash/sec)
65	RED (STRIP LIGHT)	000 - 255	Linear 0 -100%
66	GREEN (STRIPLIGHT)	000 - 255	Linear 0 -100%
67	BLUE (STRIPLIGHT)	000 - 255	Linear 0 -100%
68	EFFECT (STRIPLIGHT)	000 - 255	Dynamic effect options
69	SPEED (STRIPLIGHT)	000 - 255	Speed control of dynamic effect

30	PATTERN TRANSITION	000 - 255	Crossfade between layers/pattern (0: instant transition - 255: 3 seconds transition) ONLY ON LAYER MODE
31	PAN 1	000 - 255	Mirror 1 positioning (Default REVERSE HEADS option OFF)
32	PAN 2	000 - 255	Mirror 2 positioning (Default REVERSE HEADS option OFF)
33	PAN 3	000 - 255	Mirror 3 positioning (Default REVERSE HEADS option OFF)
34	PAN 4	000 - 255	Mirror 4 positioning (Default REVERSE HEADS option OFF)
35	TILT 1	000 - 255	Mirror 1 positioning (Default REVERSE HEADS option OFF)
36	TILT 2	000 - 255	Mirror 2 positioning (Default REVERSE HEADS option OFF)
37	TILT 3	000 - 255	Mirror 3 positioning (Default REVERSE HEADS option OFF)
38	TILT 4	000 - 255	Mirror 4 positioning (Default REVERSE HEADS option OFF)
39	Red 1	000 - 255	Red 1
40	Green 1	000 - 255	Green 1
41	Blue 1	000 - 255	Blue 1
42	White 1	000 - 255	White 1
43	Red 2	000 - 255	Red 2
44	Green 2	000 - 255	Green 2
45	Blue 2	000 - 255	Blue 2
46	White 2	000 - 255	White 2
47	Red 3	000 - 255	Red 3
48	Green 3	000 - 255	Green 3
49	Blue 3	000 - 255	Blue 3
50	White 3	000 - 255	White 3
51	Red 4	000 - 255	Red 4
52	Green 4	000 - 255	Green 4
53	Blue 4	000 - 255	Blue 4
54	White 4	000 - 255	White 4
55	PAN 1 ROTATION	000 - 003	No Function
		004 - 129	Forward rotation from fast to slow
		130 - 255	Backward rotation from slow to fast
56	PAN 2 ROTATION	000 - 003	No Function
		004 - 129	Forward rotation from fast to slow
		130 - 255	Backward rotation from slow to fast

## 6 MENU OPERATIONS

Main Menu	Second	Third	Fourth
Dmx Address	000 - 512		
Fixture	Dmx Mode	25CH/47CH/69CH/90CH	
	Run Mode	DMX / Host	
	Pan Invert	Close / Open	
	Tilt Invert	Close / Open	
	No Dmx Signal	Clear / Hold	
	Sound Control	1 -- 99	
Manual	Pan	000 - 255	
	Pan Fine	000 - 255	
	Tilt	000 - 255	
	Tilt Fine	000 - 255	
	...	...	
Information	Time	Current Time	xxxH
		Total Time	xxxH
	Sensor	All Sensor are ok!	
	Temperature	Head Temp	xxx°C
	Software Version	Panel	Vx.xx
Motor		Vx.xx	
Factory	Password	000 - 255	
	Tilt1	000 - 255	
	Tilt2	000 - 255	
	Tilt3	000 - 255	
	Tilt4	000 - 255	
	Tilt5	000 - 255	
	Tilt6	000 - 255	
	Tilt7	000 - 255	
	Tilt8	000 - 255	
	Red	000 - 255	
Green	000 - 255		
Blue	000 - 255		
White	000 - 255		
Fixture Reset	Motor Reset	Cancel / Run	
	Factory	Cancel / Run	
Display	Language	CH / EN	
	Display Flip	Normal / Reverse	
	Display Mode	60s / Show	

# 7 DMX CHANNELS

25CH	Function	Dmx Value	Description
1	PAN	000 - 255	0-540° PAN movement
2	PAN FINE	000 - 255	Fine control of PAN movement
3	TILT	000 - 255	0-270° TILT movement
4	TILT FINE	000 - 255	Fine control of TILT movement
5	PAN ROTATION	000 - 003	No Function
		004 - 129	Forward rotation from fast to slow
		130 - 255	Backward rotation from slow to fast
6	TILT ROTATION	000 - 003	No Function
		004 - 129	Forward rotation from fast to slow
		130 - 255	Backward rotation from slow to fast
7	SPEED	000 - 255	Speed control of PAN/TILT movement, fast to slow
8	DIMMER	000 - 255	Linear Dimmer 0 – 100%
9	MASTER SHUTTER	000- 003	Light OFF
		004 - 103	Strobe frequency from slow (1 flash/sec) to fast (25 flash/sec)
		104 - 107	Light ON
		108 - 207	Pulsation frequency from slow (1 flash/sec) to fast (25 flash/sec)
		208 - 212	Light ON
		213 - 225	Random Strobe at low frequency
		226 - 238	Random Strobe at medium frequency
		239 - 251	Random Strobe at high frequency
		252 - 255	Light ON
10	RED	000 - 255	Linear 0 -100%
11	GREEN	000 - 255	Linear 0 -100%
12	BLUE	000 - 255	Linear 0 -100%
13	WHITE	000 - 255	Linear 0 -100%
14	MACRO COLOUR	000 - 255	MACRO COLOUR

16	FUNCTION	000 - 255	FUNCTION
17	RESET	000 - 025	Unused Range
		026 - 127	Tilt Reset
		128 - 255	Complete Reset
18	DUMMY	000 - 255	DUMMY
19	SHAPE RED	000 - 255	Linear 0 – 100%
20	SHAPE GREEN	000 - 255	Linear 0 – 100%
21	SHAPE BLUE	000 - 255	Linear 0 – 100%
22	SHAPE WHITE	000 - 255	Linear 0 – 100%
23	FOREGROUND CTO – TBD	000 - 255	TBD
24	FOREGROUND SHUTTER	000 - 003	Light OFF
		004 - 103	Strobe frequency from slow (1 flash/sec) to fast (25 flash/sec)
		104 - 107	Light ON
		108 - 207	Pulsation frequency from slow (1 flash/sec) to fast (25 flash/sec)
		208 - 212	Light ON
		213 - 225	Random Strobe at slow frequency
		226 - 238	Random Strobe at medium frequency
		239 - 251	Random Strobe at fast frequency
		252 - 255	Light ON
25	FOREGROUND DIMMER	000 - 255	Linear Dimmer 0 – 100%
26	PATTERN MODE	000 - 005	Normal
		006 - 130	Static
		131 - 255	Dynamic
27	PATTERN SELECTION	000 - 007	Effect 1
		...	...
		255	Effect XXX
28	PATTERN SPEED	000 - 255	Indexing
		000 - 124	Speed control fast to slow, forward
		125 - 130	Stop
		131 - 255	Speed control slow to fast, Backward
29	PATTERN FADE	000 - 127	Fade In/Out
		128 - 255	Fade Out



69CH	Function	Dmx Value	Description
1	RED	000 - 255	Linear 0 -100%
2	RED FINE	000 - 255	Linear Fine Red (16 Bit)
3	GREEN	000 - 255	Linear 0 -100%
4	GREEN FINE	000 - 255	Linear Fine Green (16 Bit)
5	BLUE	000 - 255	Linear 0 -100%
6	BLUE FINE	000 - 255	Linear Fine Blue (16 Bit)
7	WHITE	000 - 255	Linear 0 -100%
8	WHITE FINE	000 - 255	Linear Fine White (16 Bit)
9	CTO	000 - 009	CTO Off
		010 - 255	8000K to 2500K
10	MACRO COLOUR	000 - 255	MACRO COLOUR
11	BACKGROUND SHUTTER	000 - 003	Light OFF
		004 - 103	Strobe frequency from slow (1 flash/sec) to fast (25 flash/sec)
		104 - 107	Light ON
		108 - 207	Pulsation at linearly from slow (1 flash/sec) to fast (25 flash/sec)
		208 - 212	Light ON
		213 - 225	Random Strobe at low frequency
		226 - 238	Random Strobe at medium frequency
		239 - 251	Random Strobe at high frequency
252 - 255	Light ON		
12	BACKGROUND DIMMER	000 - 255	Linear Dimmer 0 – 100%
13	MASTER SHUTTER	000 - 003	Light OFF
		004 - 103	Strobe frequency from slow (1 flash/sec) to fast (25 flash/sec)
		104 - 107	Light ON
		108 - 207	Pulsation frequency from slow (1 flash/sec) to fast (25 flash/sec)
		208 - 212	Light ON
		213 - 225	Random Strobe at low frequency
		226 - 238	Random Strobe at medium frequency
		239 - 251	Random Strobe at high frequency
252 - 255	Light ON		
14	MASTER DIMMER	000 - 255	Linear Dimmer 0 – 100%
15	MASTER DIMMER FINE	000 - 255	Fine Dimmer (16 bit)

15	CTO	000 - 009	CTO Off
		010 - 255	8000K to 2500K
16	EFFECT	000 - 255	Dynamic effect options
17	EFFECT SPEED	000 - 255	Speed control of dynamic effect
18	RESET	000 - 025	Unused Range
		026 - 255	Complete Reset (5s)
19	STRIP LIGHT DIMMER	000 - 255	Linear Dimmer 0 – 100%
20	SHUTTER (STRIP LIGHT)	000 - 255	Strobe frequency from slow (1 flash/sec) to fast (25 flash/sec)
21	RED (STRIP LIGHT)	000 - 255	Linear 0 -100%
22	GREEN (STRIP LIGHT)	000 - 255	Linear 0 -100%
23	BLUE (STRIP LIGHT)	000 - 255	Linear 0 -100%
24	EFFECT (STRIP LIGHT)	000 - 255	Dynamic effect options
25	SPEED (STRIP LIGHT)	000 - 255	Speed control of dynamic effect

47CH	Function	Dmx Value	Description
1	RED	000 - 255	Linear 0 -100%
2	GREEN	000 - 255	Linear 0 -100%
3	BLUE	000 - 255	Linear 0 -100%
4	WHITE	000 - 255	Linear 0 -100%
5	CTO	000 - 009	CTO Off
		010 - 255	8000K to 2500K
6	MACRO COLOUR	000 - 255	MACRO COLOUR
7	MASTER SHUTTER	000 - 003	Light OFF
		004 - 103	Strobe frequency from slow (1 flash/sec) to fast (25 flash/sec)
		104 - 107	Light ON
		108 - 207	Pulsation frequency from slow (1 flash/sec) to fast (25 flash/sec)
		208 - 212	Light ON
		213 - 225	Random Strobe at low frequency
		226 - 238	Random Strobe at medium frequency
		239 - 251	Random Strobe at high frequency

		239 - 251	Random Strobe at high frequency
		252 - 255	Light ON
8	MASTER DIMMER	000 - 255	Linear Dimmer 0 – 100%
9	MASTER DIMMER FINE	000 - 255	Fine Dimmer (16 bit)
10	FUNCTION	000 - 255	FUNCTION
11	RESET	000 - 025	Unused Range
		026 - 127	Tilt Reset
		128 - 255	Complete Reset
12	DUMMY	000 - 255	DUMMY
13	PAN 1	000 - 255	Mirror 1 positioning (Default REVERSE HEADS option OFF)
14	PAN 2	000 - 255	Mirror 2 positioning (Default REVERSE HEADS option OFF)
15	PAN 3	000 - 255	Mirror 3 positioning (Default REVERSE HEADS option OFF)
16	PAN 4	000 - 255	Mirror 4 positioning (Default REVERSE HEADS option OFF)
17	TILT 1	000 - 255	Mirror 1 positioning (Default REVERSE HEADS option OFF)
18	TILT 2	000 - 255	Mirror 2 positioning (Default REVERSE HEADS option OFF)
19	TILT 3	000 - 255	Mirror 3 positioning (Default REVERSE HEADS option OFF)
20	TILT 4	000 - 255	Mirror 4 positioning (Default REVERSE HEADS option OFF)
21	Red 1	000 - 255	Red 1
22	Green 1	000 - 255	Green 1
23	Blue 1	000 - 255	Blue 1
24	Red 2	000 - 255	Red 2
25	Green 2	000 - 255	Green 2
26	Blue 2	000 - 255	Blue 2
27	Red 3	000 - 255	Red 3
28	Green 3	000 - 255	Green 3
29	Blue 3	000 - 255	Blue 3
30	Red 4	000 - 255	Red 4
31	Green 4	000 - 255	Green 4
32	Blue 4	000 - 255	Blue 4
33	PAN 1 ROTATION	000 - 003	No Function
		004 - 129	Forward rotation from fast to slow

		130 - 255	Backward rotation from slow to fast
34	PAN 2 ROTATION	000 - 003	No Function
		004 - 129	Forward rotation from fast to slow
		130 - 255	Backward rotation from slow to fast
35	PAN 3 ROTATION	000 - 003	No Function
		004 - 129	Forward rotation from fast to slow
		130 - 255	Backward rotation from slow to fast
36	PAN 4 ROTATION	000 - 003	No Function
		004 - 129	Forward rotation from fast to slow
		130 - 255	Backward rotation from slow to fast
37	TILT 1 ROTATION	000 - 003	No Function
		004 - 129	Forward rotation from fast to slow
		130 - 255	Backward rotation from slow to fast
38	TILT 2 ROTATION	000 - 003	No Function
		004 - 129	Forward rotation from fast to slow
		130 - 255	Backward rotation from slow to fast
39	TILT 3 ROTATION	000 - 003	No Function
		004 - 129	Forward rotation from fast to slow
		130 - 255	Backward rotation from slow to fast
40	TILT 4 ROTATION	000 - 003	No Function
		004 - 129	Forward rotation from fast to slow
		130 - 255	Backward rotation from slow to fast
41	STRIP LIGHT DIMMER	000 - 255	Linear Dimmer 0 – 100%
42	SHUTTER (STRIP LIGHT)	000 - 255	Strobe frequency from slow (1 flash/sec) to fast (25 flash/sec)
43	RED (STRIP LIGHT)	000 - 255	Linear 0 -100%
44	GREEN (STRIP LIGHT)	000 - 255	Linear 0 -100%
45	BLUE (STRIP LIGHT)	000 - 255	Linear 0 -100%
46	EFFECT (STRIP LIGHT)	000 - 255	Dynamic effect options
47	SPEED (STRIP LIGHT)	000 - 255	Speed control of dynamic effect