

## 8 MAINTENANCE AND CLEANING

The following points have to be considered during the inspection:

- 1) All screws for installing the devices or parts of the device have to be tightly connected and must not be corroded.
- 2) There must not be any deformations on the housing, color lenses, fixations and installation spots (ceiling, suspension, trussing).
- 3) Mechanically moved parts must not show any traces of wearing and must not rotate with unbalances.
- 4) The electric power supply cables must not show any damage, material fatigue or sediments.

Further instructions depending on the installation spot and usage have to be adhered by a skilled installer and any safety problems have to be removed.



### CAUTION

Disconnect from mains before starting maintenance operation.



In order to make the lights in good condition and extend the life time, we suggest a regular cleaning to the lights.

- 1) Clean the inside and outside lens each week to avoid the weakness of the lights due to accumulation of dust.
- 2) Clean the fan each week.
- 3) A detailed electric check by approved electrical engineer each three month, make sure that the circuit contacts are in good condition, prevent the poor contact of circuit from overheating.

We recommend a frequent cleaning of the device. Please use a moist, lint- free cloth. Never use alcohol or solvents.

There are no serviceable parts inside the device. Please refer to the instructions under "Installation instructions".

Should you need any spare parts, please order genuine parts from your local dealer.



**ADD** F1-5, Block 3, No.95, Guangzhu Rd, Lanhe Town, Nansha District, Guangzhou 511480

**Tel.** +86 20 8499 2310/2320/2330

**Fax** +86 20 8499 2360

**E-mail** info@color-imagination.com

**Website** www.color-imagination.com

**Follow  
us on**



[www.facebook.com/color.imagination.1](http://www.facebook.com/color.imagination.1)



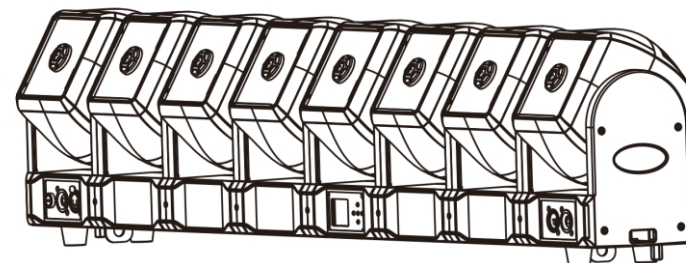
[www.youtube.com/user/colorimaginationj](http://www.youtube.com/user/colorimaginationj)



[https://twitter.com/Color\\_lighting](https://twitter.com/Color_lighting)

**Color**<sup>®</sup>  
IMAGINATION  
the POWER of DREAM

# C86 CRAZYBAR 86



CE F ⊕ IP20 t<sub>a</sub> 40°C t<sub>c</sub> 100°C

**User Manual**  
KEEP THIS MANUAL FOR FUTURE NEEDS

# 1 SAFETY INSTRUCTIONS



## CAUTION

Becareful with your operations. With a dangerous voltage you cansuffer a dangerous electric shock when touching wires!

This device has left the factory in perfect condition. In order to maintain this condition and to ensure a safe operation, it is absolutely necessary for the user to follow the safety instructions and warning notes written in this user manual.



## IMPORTANT

Damages caused by the disregard of this user manual are not subject to warranty. The dealer will not accept liability for any resulting defects or problems.

If the device has been exposed to temperature changes due to environmental changes, do not switch it on immediately. The arising condensation could damage the device. Leave the device switched off until it has reached room temperature.

This device falls under protection-class I. Therefore it is essential that the device be earthed.

The electric connection must carry out by qualified person.

The device shall only be used with rate voltage and frequency.

Make sure that the available voltage is not higher than stated at the end of this manual.

Make sure the power cord is never crimped or damaged by sharp edges. If this would be the case, replacement of the cable must be done by an authorized dealer.

Always disconnect from the mains, when the device is not in use or before cleaning it. Only handle the power cord by the plug. Never pull out the plug by tugging the power cord.

During initial start-up some smoke or smell may arise. This is a normal process and does not necessarily mean that the device is defective, it should decrease gradually.

Please don't project the beam onto combustible substances.

Fixtures cannot be installed on combustible substances, keep more than 50cm distance with wall for smooth air flow, so there should be no shelter for fans and ventilation for heat radiation.

If the external flexible cable or cord of this luminaire is damaged, it shall be exclusively replaced by the manufacturer or his service agent or a similar qualified person in order to avoid a hazard.

70	White8	000 - 255	White8
71	TILT1 ROTATION		360° Continuous TILT1 Rotation
		0 - 3	No Function
		4 - 129	Forward rotation from fastto slow
		130 - 255	Backward rotation fromslowto fast
72	TILT2 ROTATION		360° Continuous TILT2 Rotation
		0 - 3	No Function
		4 - 129	Forward rotation from fastto slow
		130 - 255	Backward rotation from slowto fast
73	TILT3 ROTATION		360° Continuous TILT3 Rotation
		0 - 3	No Function
		4 - 129	Forward rotation from fastto slow
		130 - 255	Backward rotation fromslowto fast
74	TILT4 ROTATION		360° Continuous TILT4 Rotation
		0 - 3	No Function
		4 - 129	Forward rotation from fastto slow
		130 - 255	Backward rotation fromslowto fast
75	TILT5 ROTATION		360° Continuous TILT5 Rotation
		0 - 3	No Function
		4 - 129	Forward rotation from fastto slow
		130 - 255	Backward rotation from slowto fast
76	TILT6 ROTATION		360° Continuous TILT6 Rotation
		0 - 3	No Function
		4 - 129	Forward rotation fromfastto slow
		130 - 255	Backward rotation fromslowto fast
77	TILT7 ROTATION		360° Continuous TILT7 Rotation
		0 - 3	No Function
		4 - 129	Forward rotation fromfast to slow
		130 - 255	Backward rotation fromslow to fast
78	TILT8 ROTATION		360° Continuous TILT 8 Rotation
		0 - 3	No Function
		4 - 129	Forward rotation from fastto slow
		130 - 255	Backward rotation from slowto fast
79	STRIPLIGHTDIMMER	0 - 255	LinearDimmer0 – 100%
80	SHUTTER(STRIPLIGHT)	0 - 255	Strobe frequency fromslow(1 flash/sec) to fast(25 flash/sec)
81	RED(STRIPLIGHT)	0 - 255	Linear0 -100%
82	GREEN(STRIPLIGHT)	0 - 255	Linear0 -100%
83	BLUE(STRIPLIGHT)	0 - 255	Linear0 -100%
84	EFFECT(STRIPLIGHT)	0 - 255	Dynamic effectoptions
85	EFFECT(STRIPLIGHT)	0 - 255	Speed control of dynamicœeffect

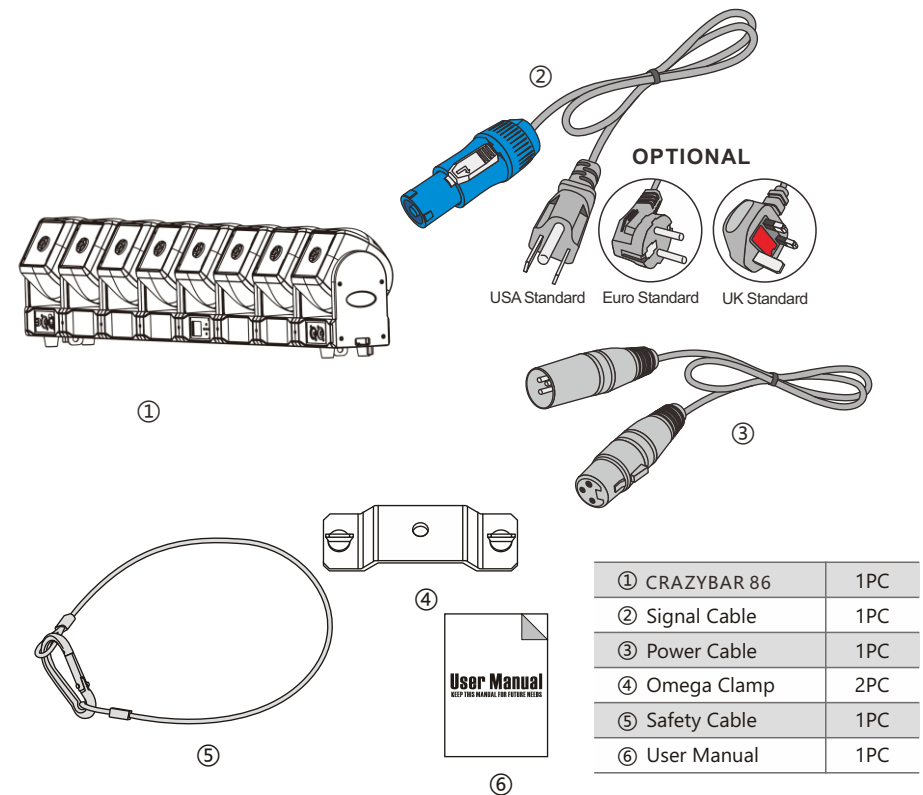
32	TILT 2	000 - 255	Mirror2 positioning(Default REVERSEHEADSoptionOFF)
33	TILT 3	000 - 255	Mirror3 positioning(Default REVERSEHEADSoptionOFF)
34	TILT 4	000 - 255	Mirror4 positioning(Default REVERSEHEADSoptionOFF)
35	TILT 5	000 - 255	Mirror5 positioning(Default REVERSEHEADSoptionOFF)
36	TILT 6	000 - 255	Mirror6 positioning(Default REVERSEHEADSoptionOFF)
37	TILT 7	000 - 255	Mirror7 positioning(Default REVERSEHEADSoptionOFF)
38	TILT 8	000 - 255	Mirror8 positioning(Default REVERSEHEADSoptionOFF)
39	Red 1	000 - 255	Red 1
40	Green1	000 - 255	Green1
41	Blue1	000 - 255	Blue1
42	White1	000 - 255	White1
43	Red 2	000 - 255	Red 2
44	Green2	000 - 255	Green2
45	Blue2	000 - 255	Blue2
46	White2	000 - 255	White2
47	Red 3	000 - 255	Red 3
48	Green3	000 - 255	Green3
49	Blue3	000 - 255	Blue3
50	White3	000 - 255	White3
51	Red 4	000 - 255	Red 4
52	Green4	000 - 255	Green4
53	Blue4	000 - 255	Blue4
54	White4	000 - 255	White4
55	Red 5	000 - 255	Red 5
56	Green5	000 - 255	Green5
57	Blue5	000 - 255	Blue5
58	White5	000 - 255	White5
59	Red 6	000 - 255	Red 6
60	Green6	000 - 255	Green6
61	Blue6	000 - 255	Blue6
62	White6	000 - 255	White6
63	Red 7	000 - 255	Red 7
64	Green7	000 - 255	Green7
65	Blue7	000 - 255	Blue7
66	White7	000 - 255	White7
67	Red 8	000 - 255	Red 8
68	Green8	000 - 255	Green8
69	Blue8	000 - 255	Blue8

## 2 UNPACKING

The CRAZYBAR 86 is a high-performance stage lighting bar fixture that features 8 individual moving MINI heads, each of which is equipped with a powerful 60W 4-IN-1 RGBW LED light source. With its versatile design and advanced features, specially the mirror based optical system, the CRAZYBAR 86 is capable of producing a wide range of dynamic sharp and collimated BEAM lighting effects that are sure to captivate audiences and enhance performances. Also, thanks to the ingenious front neon ring design on each head, the BAR could bring ultra brilliant and magic lighting effect to the lighting designers.

The CRAZYBAR 86 also features a range of advanced lighting effects, including strobe, color mixing, and chase effects. These effects can be easily accessed and controlled via the controller, allowing for precise and customizable lighting setups.

The fixture is tuned with proper LED refresh rate for flicker free operation for TV and FILM. It's a perfect option for large scale live concerts, TV productions, road shows, clubs/bars, weddings, etc.



① CRAZYBAR 86	1PC
② Signal Cable	1PC
③ Power Cable	1PC
④ Omega Clamp	2PC
⑤ Safety Cable	1PC
⑥ User Manual	1PC

### 3 FEATURES & SPECIFICATIONS

8\*60W 4-IN-1 RGBW LEDs

(8\*30)\*0.2W 3-IN-1 SMD RGB LEDs

Flicker free operation for broadcast TV and FILM

Life Span: 50000H

8PCS high efficiency lens

3.5°Projection angle

TILT: 2 modes

1. 360° Continuous movement

2. 240° (8/16 bit)

Fast, quiet, smooth and precise 2-phase motors

Smooth, fast and precise resolution for TILT movement with low noise operation

Scan position memory, auto reposition after unexpected movement

Pixel mapping capability with each LEDs controllable individually

Sophisticated 4 colors RGBW mixed

Linear CTO 2500-8000K

Sharp beam effect

Preset static patterns

Preset dynamic patterns with variable speed

Preset dynamic color macro with variable speed

Each head with strip effect with different built-in macros

(variable speed control)

0-100% Smooth linear LED dimming

1-25Hz shutter/strobe effect with variable speed

Preset pulse strobe effect with variable speed

Random strobe effect with variable speed

22/59/85/ DMX channels USITT DMX-512

DMX512, master-slave, sound activated or auto operation

DMX recorder and edit function integrated

RDM available (Remote Device Management)

Shielded input signal protection for stable signal without interference

3-Pin XLR connectors IN/OUT

Electronic supply with active PFC

AC100-240V 50/60Hz

PowerCON IN/OUT with fuse

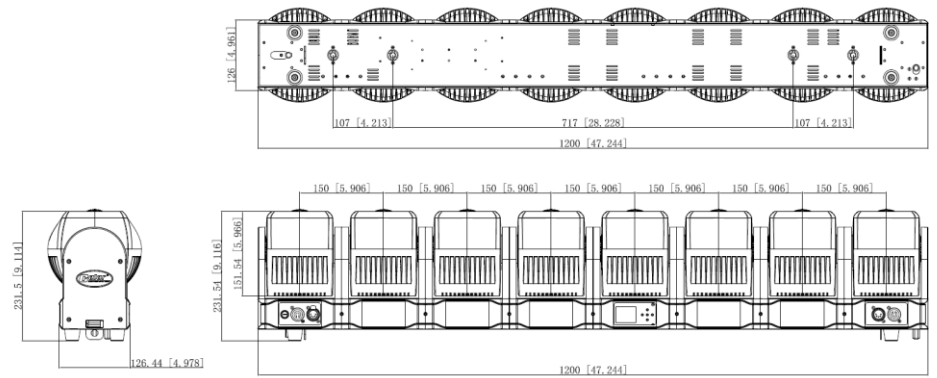
640W Power consumption

-25°C to 45°C ambient temperature

IP20 protection rating

17	RESET	000-025	UnusedRange
		026-127	TiltReset
		128-255	Complete Reset
18	DUMMY	000-255	DUMMY
19	SHAPERED	000-255	Linear0 – 100%
20	SHAPEGREEN	000-255	Linear0 – 100%
21	SHAPEBLUE	000-255	Linear0 – 100%
22	SHAPEWHITE	000-255	Linear0 – 100%
23	BACKGROUNDCTO – TBD	000-255	TBD
24	FOREGROUNDSHUTTER	000-003	LightOFF
		004-103	Strobe frequency fromslow(1 flash/sec) to fast(25 flash/sec)
		104-107	LightON
		108-207	Pulsation frequency fromslow(1 flash/sec) to fast(25 flash/sec)
		208-212	LightON
		213-225	RandomStrobeat slowfrequency
		226-238	RandomStrobeat mediumfrequency
		239-251	Random Strobeat fastfrequency
252-255	LightON		
25	FOREGROUNDDIMMER	000-255	Linear Dimmer 0 – 100%
26	PATTERNMODE	000-005	Normal
		006-130	Static
		131-255	Dynamic
27	PATTERNSELECTION	000-007	Effect1
		...	...
		255	EffectXXX
28	PATTERNSPEED	000-255	Indexing
		000-124	Speed control fastto slow,forward
		125-130	Stop
		131-255	Speed control slowto fast,Backward
29	PATTERNFADE	000-127	FadeIn/Out
		128-255	FadeOut
30	PATTERNTRANSITION	000-255	Crossfade between layers/pattern(0:instanttransition seconds transition) ONLY ON LAYERMODE
31	TILT1	000-255	Mirror1 positioning(Default REVERSEHEADSoptionOFF)

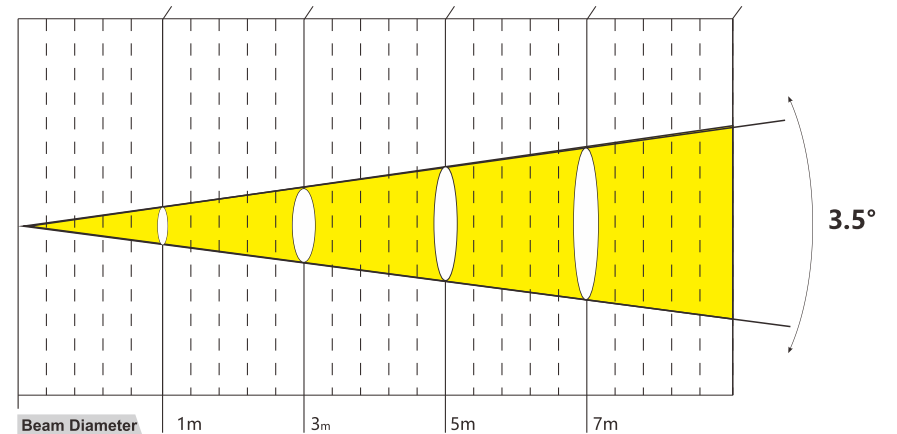
	Function	DmxValue	Description
1	RED	000 - 255	Linear0 -100%
2	REDFINE	000 - 255	LinearFineRed (16 Bit)
3	GREEN	000 - 255	Linear0 -100%
4	GREENFINE	000 - 255	LinearFineGreen (16 Bit)
5	BLUE	000 - 255	Linear0 -100%
6	BLUEFINE	000 - 255	LinearFineBlue (16 Bit)
7	WHITE	000 - 255	Linear0 -100%
8	WHITEFINE	000 - 255	LinearFineWhite (16 Bit)
9	CTO	000 - 255	8000Kto 2500K
		000 - 009	CTO Off
		010 - 255	8000Kto 2500K
10	MACROCOLOUR	000 - 255	MACROCOLOUR
11	BACKGROUNDSHUTTER	000 - 003	LightOFF
		004 - 103	Strobe frequency fromslow(1 flash/sec) to fast(25 flash/sec)
		104 - 107	LightON
		108 - 207	Pulsation at linearly fromslow(1 flash/sec) to fast(25 flash/sec)
		208 - 212	Light ON
		213 - 225	Random Strobeat lowfrequency
		226 - 238	Random Strobeat medium frequency
		239 - 251	Random Strobe at highfrequency
252 - 255	LightON		
12	BACKGROUNDDIMMER	000 - 255	Linear Dimmer 0 – 100%
13	MASTERSHUTTER	000 - 003	LightOFF
		004 - 103	Strobefrequency fromslow(1 flash/sec) to fast(25 flash/sec)
		104 - 107	LightON
		108 - 207	Pulsation frequency fromslow(1 flash/sec) to fast(25 flash/sec)
		208 - 212	LightON
		213 - 225	Random Strobeat lowfrequency
		226 - 238	Random Strobeat medium frequency
		239 - 251	Random Strobeat highfrequency
252 - 255	LightON		
14	MASTERDIMMER	000 - 255	Linear Dimmer 0 – 100%
15	MASTERDIMMERFINE	000 - 255	FineDimmer(16bit)
16	FUNCTION	000 - 255	FUNCTION



## 4 PHOTOMETRIC DATA

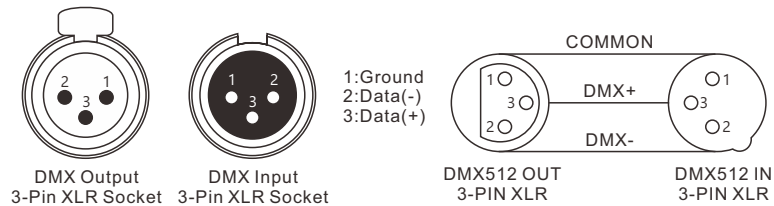
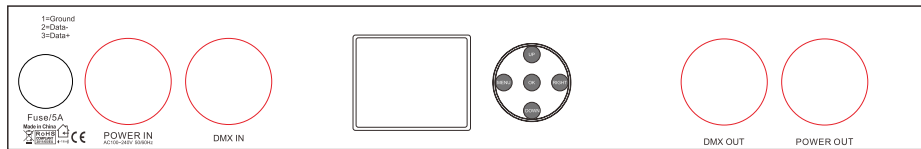
### Photometric Beam Angle Data 3.5° Beam Angle $LUX \times 0.0929 = FC$

<b>R</b>	1600	206	80	42	
<b>G</b>	3860	520	195	102	
<b>B</b>	144	20	8	4	
<b>W</b>	4673	647	239	124	
<b>RGBW</b>	9640	1278	487	256	(LUX)

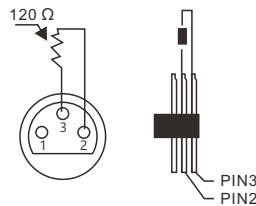


# 5 DMX-512 CONTROL CONNECTIONS

Connect the provided XLR cable to the female 3-pin XLR output of your controller and the other side to the male 3-pin XLR input of the moving head. You can chain multiple Moving head together through serial linking. The cable needed should be two core, screened cable with XLR input and output connectors. Please refer to the diagram below.  
DMX-512 connection with DMX terminator



For installations where the DMX cable has to run a long distance or is in an electrically noisy environment, such as in a discotheque, it is recommended to use a DMX terminator. This helps in preventing corruption of the digital control signal by electrical noise. The DMX terminator is simply an XLR plug with a 120 Ω resistor connected between pins 2 and 3, which is then plugged into the output XLR socket of the last fixture in the chain. Please see illustrations below.



47	TILT 3 ROTATION	0 - 3	No Function
		4 - 129	Forward rotation from fast to slow
		130 - 255	Backward rotation from slow to fast
48	TILT 4 ROTATION		360° Continuous TILT 4 Rotation
		0 - 3	No Function
		4 - 129	Forward rotation from fast to slow
49	TILT 5 ROTATION		360° Continuous TILT 5 Rotation
		0 - 3	No Function
		4 - 129	Forward rotation from fast to slow
50	TILT 6 ROTATION		360° Continuous TILT 6 Rotation
		0 - 3	No Function
		4 - 129	Forward rotation from fast to slow
51	TILT 7 ROTATION		360° Continuous TILT 7 Rotation
		0 - 3	No Function
		4 - 129	Forward rotation from fast to slow
52	TILT 8 ROTATION		360° Continuous TILT 8 Rotation
		0 - 3	No Function
		4 - 129	Forward rotation from fast to slow
53	STRIPLIGHT DIMMER	0 - 255	Linear Dimmer 0 - 100%
		0 - 255	Strobe frequency from slow (1 flash/sec) to fast (25 flash/sec)
		0 - 255	Linear 0 - 100%
54	RED (STRIPLIGHT)	0 - 255	Linear 0 - 100%
55	GREEN (STRIPLIGHT)	0 - 255	Linear 0 - 100%
56	BLUE (STRIPLIGHT)	0 - 255	Linear 0 - 100%
57	EFFECT (STRIPLIGHT)	0 - 255	Dynamic effect options
58	EFFECT (STRIPLIGHT)	0 - 255	Speed control of dynamic effect
59	EFFECT (STRIPLIGHT)	0 - 255	Speed control of dynamic effect

20	TILT8	000 - 255	Mirror8 positioning (Default REVERSEHEADSoptionOFF)
21	Red 1	000 - 255	Red 1
22	Green1	000 - 255	Green1
23	Blue1	000 - 255	Blue1
24	Red 2	000 - 255	Red 2
25	Green2	000 - 255	Green2
26	Blue2	000 - 255	Blue2
27	Red 3	000 - 255	Red 3
28	Green3	000 - 255	Green3
29	Blue3	000 - 255	Blue3
30	Red 4	000 - 255	Red 4
31	Green4	000 - 255	Green4
32	Blue4	000 - 255	Blue4
33	Red 5	000 - 255	Red 5
34	Green5	000 - 255	Green5
35	Blue5	000 - 255	Blue5
36	Red6	000 - 255	Red 6
37	Green6	000 - 255	Green6
38	Blue6	000 - 255	Blue6
39	Red 7	000 - 255	Red 7
40	Green7	000 - 255	Green7
41	Blue7	000 - 255	Blue7
42	Red 8	000 - 255	Red 8
43	Green8	000 - 255	Green8
44	Blue8	000 - 255	Blue8
45	TILT 1 ROTATION		360° Continuous TILT 1 Rotation
		0 - 3	No Function
		4 - 129	Forward rotation fromfastto slow
		130 - 255	Backward rotation fromslowto fast
46	TILT 2 ROTATION		360° Continuous TILT 2 Rotation
		0 - 3	No Function
		4 - 129	Forward rotation fromfastto slow
		130 - 255	Backward rotation fromslowto fast
			360° Continuous TILT 3 Rotation

## 6 MENU OPERATIONS

MainMenu	Second	Third	Fourth
DmxAddress	000 - 512		
Fixture	DmxMode	22CH/59CH/85CH	
	Run Mode	DMX/ Host	
	Pan Invert	Close/ Open	
	TiltInvert	Close/ Open	
	No DmxSignal	Clear/ Hold	
	SoundControl	1 -- 99	
Manual	Pan	000 - 255	
	Pan Fine	000 - 255	
	Tilt	000 - 255	
	TiltFine	000 - 255	
	?	?	
Information	Time	CurrentTime	xxxH
		TotalTime	xxxH
	Sensor	AllSensorare ok!	
	Temperature	HeadTemp	xxxC
	SoftwareVersion	Panel	Vx.xx
Motor		Vx.xx	
Factory	Password	000 - 255	
	Tilt1	000 - 255	
	Tilt2	000 - 255	
	Tilt3	000 - 255	
	Tilt4	000 - 255	
	Tilt5	000 - 255	
	Tilt6	000 - 255	
	Tilt7	000 - 255	
	Tilt8	000 - 255	
	Red	000 - 255	
	Green	000 - 255	
Blue	000 - 255		
White	000 - 255		
FixtureReset	MotorReset	Cance/ Run	
	Factory	Cance/ Run	
Display	Language	CH / EN	
	DisplayFlip	Normal/ Reverse	
	Display Mode	60s/ Show	

# 7 DMX CHANNELS

## 22CH

Channel	Function	DmxValue	Description
1	TILT	000 - 255	0-270° TILT movement
2	TILTFINE	000 - 255	Fine control of TILT movement
3	TILT ROTATION		360° Continuous TILT Rotation
		000 - 003	No Function
		004 - 129	Forward rotation from fast to slow
		130 - 255	Backward rotation from slow to fast
4	SPEED	000 - 255	Speed control of TILT movement
5	DIMMER	000 - 255	Linear Dimmer 0 – 100%
6	MASTERSHUTTER	000-003	Light OFF
		004 - 103	Strobe frequency from slow (1 flash/sec) to fast (25 flash/sec)
		104 - 107	Light ON
		108 - 207	Pulsation frequency from slow (1 flash/sec) to fast (25 flash/sec)
		208 - 212	Light ON
		213 - 225	Random Strobe at low frequency
		226 - 238	Random Strobe at medium frequency
		239 - 251	Random Strobe at high frequency
		252 - 255	Light ON
7	RED	000 - 255	Linear 0 -100%
8	GREEN	000 - 255	Linear 0 -100%
9	BLUE	000 - 255	Linear 0 -100%
10	WHITE	000 - 255	Linear 0 -100%
11	MACROCOLOUR	000 - 255	MACROCOLOUR
12	CTO		8000K to 2500K
		000 - 009	CTO Off
		010 - 255	8000K to 2500K
13	EFFECT	000 - 255	Dynamic effect options
14	EFFECTSPEED	000 - 255	Speed control of dynamic effect
15	RESET	000 - 255	RESET
		000 - 025	Unused Range
		026 - 255	Complete Reset (5s)
16	STRIPLIGHTDIMMER	000 - 255	Linear Dimmer 0 – 100%
17	SHUTTER(STRIPLIGHT)	000 - 255	Strobe frequency from slow (1 flash/sec) to fast (25 flash/sec)
18	RED(STRIPLIGHT)	000 - 255	Linear 0 -100%
19	GREEN(STRIPLIGHT)	000 - 255	Linear 0 -100%
20	BLUE(STRIPLIGHT)	000 - 255	Linear 0 -100%
21	EFFECT(STRIPLIGHT)	000 - 255	Dynamic effect options
22	EFFECT(STRIPLIGHT)	000 - 255	Speed control of dynamic effect

## 59CH

Channel	Function	DmxValue	Description
1	RED	000 - 255	Linear 0 -100%
2	GREEN	000 - 255	Linear 0 -100%
3	BLUE	000 - 255	Linear 0 -100%
4	WHITE	000 - 255	Linear 0 -100%
5	CTO	000 - 255	8000K to 2500K
		000 - 009	CTO Off
		010 - 255	8000K to 2500K
6	MACROCOLOUR	000 - 255	MACROCOLOUR
7	MASTERSHUTTER	000 - 003	Light OFF
		004 - 103	Strobe frequency from slow (1 flash/sec) to fast (25 flash/sec)
		104 - 107	Light ON
		108 - 207	Pulsation frequency from slow (1 flash/sec) to fast (25 flash/sec)
		208 - 212	Light ON
		213 - 225	Random Strobe at low frequency
		226 - 238	Random Strobe at medium frequency
		239 - 251	Random Strobe at high frequency
		252 - 255	Light ON
		8	MASTERDIMMER
9	MASTERDIMMERFINE	000 - 255	Fine Dimmer (16 bit)
10	FUNCTION	000 - 255	FUNCTION
11	RESET	000 - 025	Unused Range
		026 - 127	Tilt Reset
		128 - 255	Complete Reset
12	DUMMY	000 - 255	DUMMY
13	TILT 1	000 - 255	Mirror 1 positioning (Default REVERSEHEADS option OFF)
14	TILT 2	000 - 255	Mirror 2 positioning (Default REVERSEHEADS option OFF)
15	TILT 3	000 - 255	Mirror 3 positioning (Default REVERSEHEADS option OFF)
16	TILT 4	000 - 255	Mirror 4 positioning (Default REVERSEHEADS option OFF)
17	TILT 5	000 - 255	Mirror 5 positioning (Default REVERSEHEADS option OFF)
18	TILT 6	000 - 255	Mirror 6 positioning (Default REVERSEHEADS option OFF)
19	TILT 7	000 - 255	Mirror 7 positioning (Default REVERSEHEADS option OFF)